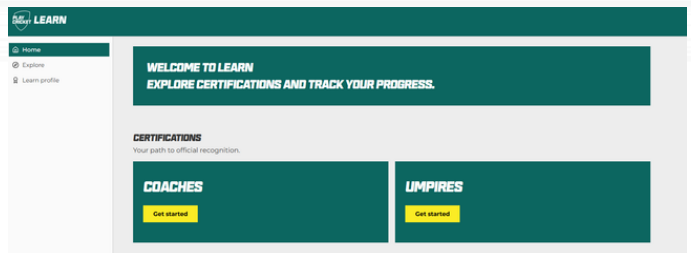


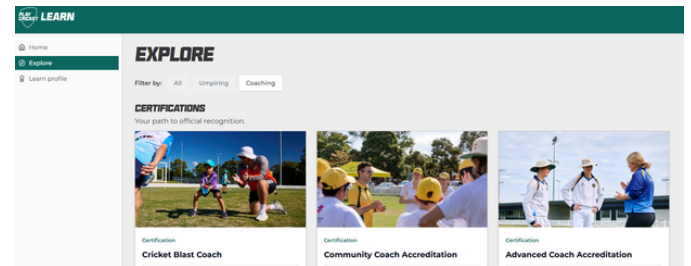
How to Guide

The following document goes through the 4 key steps to enrolling in a certification. Learners can access certification-specific learning & workshops, after logging into PlayCricket Learn. [Click here](#) to troubleshoot log-in issues.

- 1** To access learning, click the **Get Started** button for your selected learning settings (Coach or Umpire). Alternatively, click **Explore** on the left hand menu to view certifications.




- 2** Select the certification that you are interested in. To see all certifications, click the All Filter on the top of the screen.



- 3** Click the yellow **Enrol button** on the right. Once enrolled, the required online learning and workshops will appear.

Note: that if you have not completed the requirements to enrol in a certification, you will not be able to enrol in that certification



- 4** You have now enrolled in a certification in the PlayCricket Learn Platform, this allows you to **complete online learning** or **register to face to face events** specific to that certification.

If you need further assistance with using the PlayCricket Learn platform go to play.cricket.com.au/learn/help.

