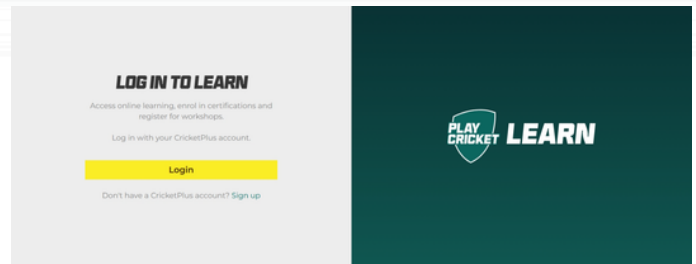


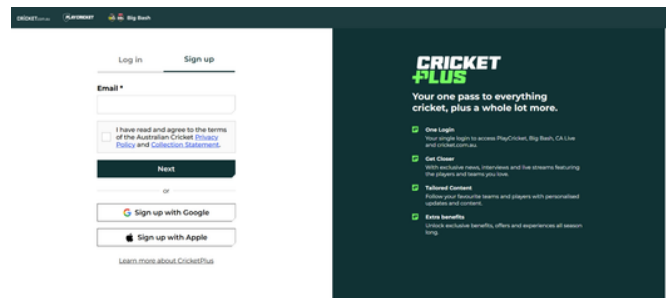
How to Guide

The following document goes through the 4 key steps to log into PlayCricket Learn. This allows Coaches & Umpires access to online learning, enroll in or view certifications and register for workshops.

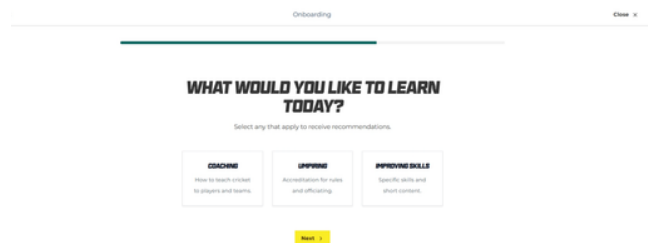
- 1** To access PlayCricket Learn, visit play.cricket.com.au/learn and select “Access PlayCricket Learn.” Alternatively, go directly to learn.cricket.com.au.



- 2** Log in with your **CricketPlus account** (used previously for certifications). If you don't have one, click Sign Up and follow the prompts.



- 3** Once you have logged in, you will begin the PlayCricket Learn onboarding process. You will be asked “**What would you like to learn?**” select the relevant box(s) and then click next.
Note: You can change this selection later.



- 4** You have now logged into the PlayCricket Learn Platform. If you have any issues with your CricketPlus Account [click here](#) for the CricketPlus FAQs.

If you need further assistance with using the PlayCricket Learn platform go to play.cricket.com.au/learn/help.

